




CBRNE - Awareness



Responder Actions at the Awareness Level



Overview 1 NJSP HMRU

CBRNE - Awareness

Objectives

- **Student will**
 - identify the actions appropriate to the Awareness level of training and equipment in response to a NBC/ CBRNE incident
 - describe the considerations that will affect decision making in an NBC/ CBRNE incident vs. a hazmat incident
 - describe the methods of self-decontamination at an NBC/ CBRNE incident

Overview 2 NJSP HMRU

CBRNE - Awareness

SOP's and Protocols

Know your regulations, SOP's and protocols:

- Notifying appropriate authorities
- Protecting yourself and victims
- Maintaining crowd and traffic control
- Reporting the presence and location of potential evidence

Overview 3 NJSP HMRU

CBRNE Awareness

C³

- Without...
 - Communication
 - Coordination
 - Cooperation
- You get...
 - Chaos
 - Crisis
 - Confusion

Overview 4 NJSP HMRU

CBRNE Awareness

**ACTS OF TERRORISM
WEAPONS OF MASS DESTRUCTION**

HAZARDOUS MATERIALS RESPONSE ↔ CRIME SCENE INVESTIGATION

CBRNE AGENTS = HAZMAT CRIME SCENE = LAW ENFORCEMENT

Overview 5 NJSP HMRU

CBRNE Awareness

The Scene of a CBRNE Incident

Why would one think its different than a HazMat response?

If you are not trained and properly equipped to handle a HazMat incident, forget about a CBRNE incident.

Who handles a crime scene?

Remember, a terrorist incident is a criminal act and must be handled that way.


Overview 6 NJSP HMRU

CBRNE Awareness

IN OTHER WORDS...

**HAZMAT RESPONSE PROTOCOL
+ LAW ENFORCEMENT OVERSIGHT**

= WMD (CBRNE) INCIDENT



Overview 7 NJSP HMRU

CBRNE Awareness

Considerations:

The Golden Rule of Crime Scenes

- **Golden Rule:**
Leave it alone unless it is absolutely necessary for the performance of your duties, and law enforcement approves
- **Second Rule:**
Do your job using the fewest personnel

Overview 8 NJSP HMRU

CBRNE Awareness

Evidence Collection

- Your actions and observations are very important
- Everything is potential evidence
- Communicate observations of evidence to other responders and to Incident Command
- Record your observations and actions as soon as possible
- Victims can provide critical evidence

Overview 9 NJSP HMRU

CBRNE Awareness

Differences between HazMat and CBRNE incidents

- Mass casualties (isolation and control)
- Fast reacting toxic chemical agents
- Need for rapid decon to reduce exposure
- Crime scene
- Major resource requirements
- Need for control of vapors downwind
- Mass media

Overview 10 NJSP HMRU

CBRNE Awareness

Incident Phases

Notification Phase
Incident recognized

Response Phase
Scene control begins

Recovery Phase
Last ambulatory victim removed

Awareness Level Actions
Contamination survey completed

Overview 11 NJSP HMRU

CBRNE Awareness

Responder Actions


- Position equipment
- Isolate area
 - Hot zone
 - Warm zone
 - Cold zone
- Protect self (PPE as trained)

Overview 12 NJSP HMRU

CBRNE - Awareness

Responder (DECON) Actions

- Corral casualties/victims
 - Walking
 - Non-ambulatory
 - Rescue
- Support setup of Decon stations
 - Large area
 - Water
 - Runoff
 - Segregated lanes
 - Modesty



Overview 13 NJSP HMRU

CBRNE - Awareness

Emergency Self-Decontamination


Chemical	Bio, Nuclear
Blot	Wet
Strip	
Flush	
Cover	

Overview 14 NJSP HMRU

CBRNE - Awareness

Responder Actions (continued)

- Support/perform emergency Decon
 - Ambulatory
 - Non-ambulatory
 - Self
- First Aid
 - First aid to decontaminated victims
 - T³ (Triage, Treatment, Transport)
- Assist HAZMAT team with Technical Decon



Overview 15 NJSP HMRU

CBRNE Awareness

Responder Actions (continued)

- Defensive control
- Secondary devices
- Evidence preservation

Overview 16 NJSP HMRU

CBRNE Awareness

The 4 Don'ts

Don't become a victim	Don't Rush in
Don't TEST (Taste, Eat, Smell, Touch)	Don't assume anything

Overview 17 NJSP HMRU

CBRNE Awareness

BE SAFE

- ❖ Safety is First
- ❖ Assess before Acting
- ❖ Focus on avoiding the hazard
- ❖ Evaluate the situation and report.



Overview 18 NJSP HMRU

CBRNE Awareness

Triage

- Don't get contaminated yourself
- Principle
 - Use resources to treat those with the best chance for survival first




Overview 19 NJSP HMRU

CBRNE Awareness

9-1-1

- Recognize signs, symptoms and indicators
- Know what to ask
- Recognize trends
- Know who to contact
- Notify responders
- Provide safety guidance




Overview 20 NJSP HMRU

CBRNE Awareness

Key Points

RAIN

- Recognize
- Avoid
- Isolate
- Notify



Overview 21 NJSP HMRU

