



Operations Practical Exercise




NJSP HMRU 

Objectives

Students will be able to:

- Develop a list of available resources and assets to respond to an NBC/CBRNE incident
- Develop a site management plan of the NBC/CBRNE incident scene
- Describe the response to specific challenges

NJSP HMRU 

Harford Mall Site



Incident site

Resources Available

<u>Time</u>	<u>Resources</u>	<u>Available?</u>
5-10 min		
30 min		
2 hr		

NJSP HMRU 

Assets Available

<u>Responsible Agency</u>	<u>Tactical Objectives</u>	<u>Protection/Equipment</u>
Fire		
Police		
EMS		
Other		

NJSP HMRU 

Site Management Plan

- Control zones
- Resources and assets
- Hazard assessment
- Safety considerations
- Help available

NJSP HMRU 

Example Situations

Using the "Terror at Harford Mall" video

- Examples of typical situations for discussion about responses
 - Who does it
 - What to do
 - When, where and how to do it

NJSP HMRU



Key Points

- Determine resources and assets available
- Develop overall plans
- Employ resources and assets to meet challenges on site

NJSP HMRU