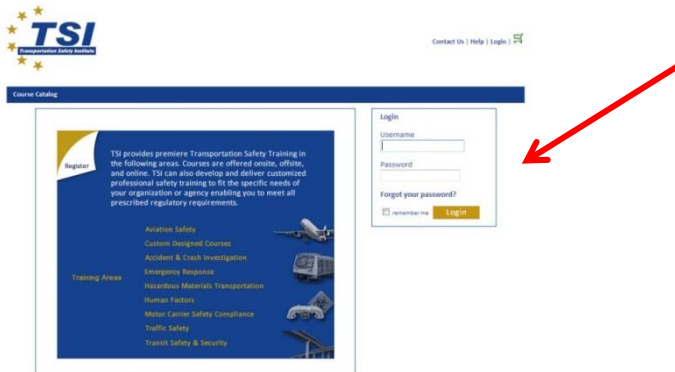


Advanced Roadside Impaired Driving Enforcement (ARIDE) e-Learning Course Access Instructions

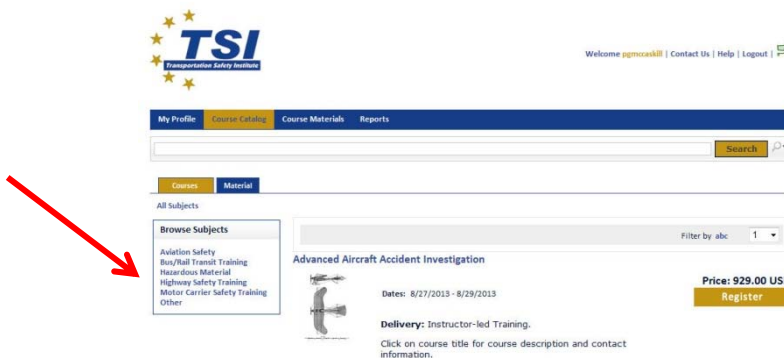
- A. Go to <http://tsilearn.dot.gov/login.aspx> and register (note “Register” in upper left corner).



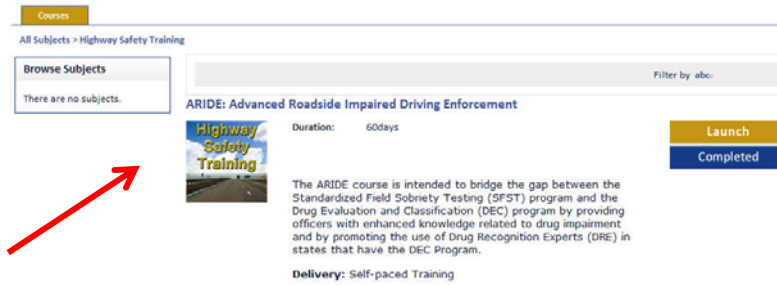
- B. Once registered, enter your username and password and click “Login.”



- C. Upon entering the Transportation Safety Institute (TSI) Learning Management System, click “Highway Safety Training” under Browse Subjects.



D. Launch the ARIDE: Advanced Roadside Impaired Driving Enforcement course.

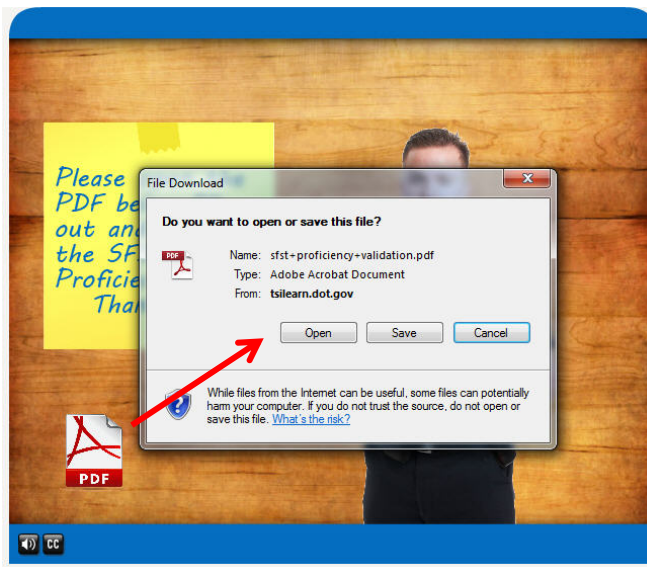


Please Note:

- You must complete all items in each lesson in order to proceed to the next lesson.
- After you have completed the training, you will receive a short course evaluation through Survey Monkey. Please complete this evaluation so that we may use your comments/suggestions to further enhance this course.
- If you have any questions or comments, please contact Pam McCaskill at pam.mccaskill@dot.gov or trafficsafetytraining@dot.gov.

Advanced Roadside Impaired Driving Enforcement (ARIDE) e-Learning Form Submit Instructions

- A. Once you click on the PDF icon, this box will appear. Click “open”

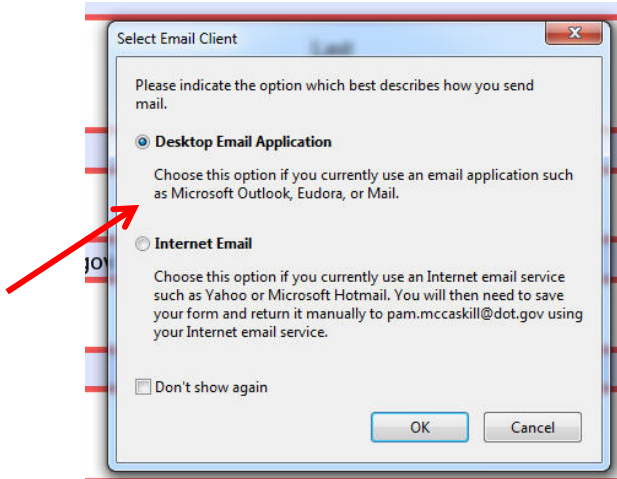


- B. Fill out the form and click “Submit to TSI.”



An e-mail window will pop-up when you press the "Submit to TSI" button. Make sure to send the e-mail before closing out the PDF. You must send this form to TSI before continuing on in the course.

- C. Click the appropriate radio button for the type of email service you are using then click “OK.”



- D. An email screen will open. Click “send” to submit the form.
- E. You can now exit out of Adobe and return to the training. (Note: At this point you have the option of saving the form to your computer.)
- F. Once you return to the training, click “continue” and move through the remainder of the SFST Proficiency lesson.